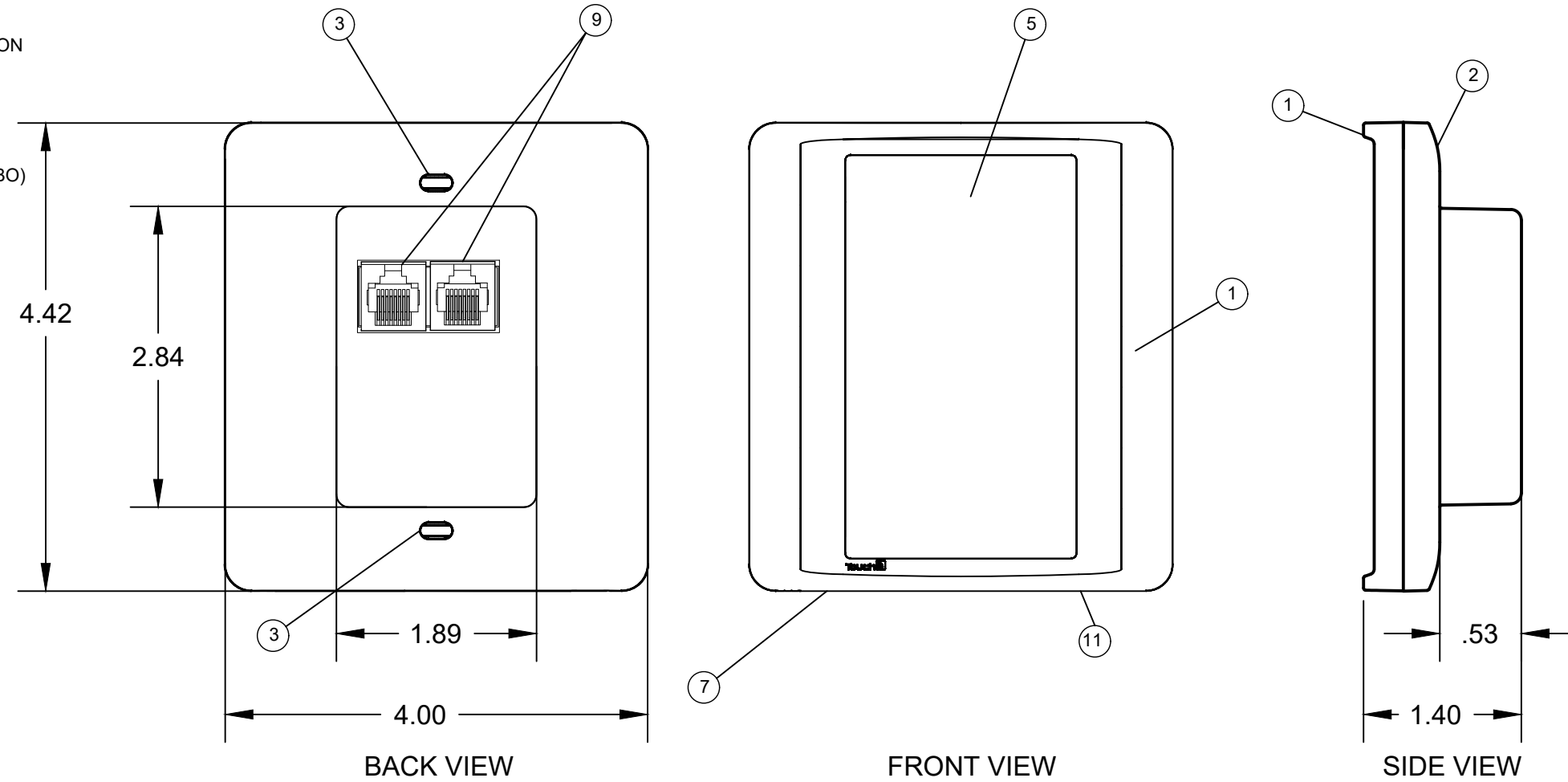


PAGE NOTES:

- ① FRONT BEZEL
- ② BACK MOUNTING PLATE
- ③ MOUNTING HOLES
- ④ END OF LINE (EOL) SWITCH (SEE NOTE 1)
- ⑤ TOUCH SCREEN DISPLAY
- ⑥ TOP OF DEVICE MOUNTING ORIENTATION
- ⑦ FACTORY RESET PINHOLE
- ⑧ STANDARD 1-GANG PLASTER RING MOUNTED ON 4" SQ. JUNCTION BOX (FBO) CUT-IN BOX NOT RECOMMENDED
- ⑨ PRIMARY BRANCH RJ45 CONNECTORS
- ⑩ PRIMARY BRANCH WIRING (CAT5 MINIMUM)



WS-TS-C DEVICE DIMENSIONS
SCALE: N.T.S.

NOTE 1:

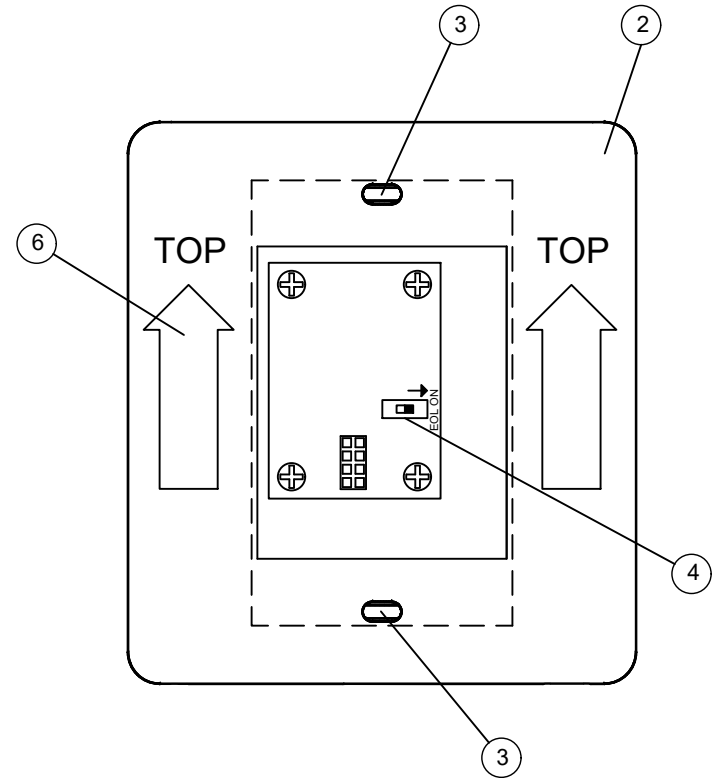
EOL SWITCH MUST BE TURNED "ON" IF THIS SWITCH IS CONNECTED AS THE LAST DEVICE OF THE DAISY-CHAINED PRIMARY BRANCH NETWORK. ONLY ONE EOL SHOULD BE TURNED ON FOR EACH BRANCH NETWORK.

PART#	WS-TS-C		
DESC.	COLOR WALL STATION		
DWG#	WS-TS-C (1 OF 2)		
DATE:	3/27/19	REV. 1	DRAWING BY: BDM

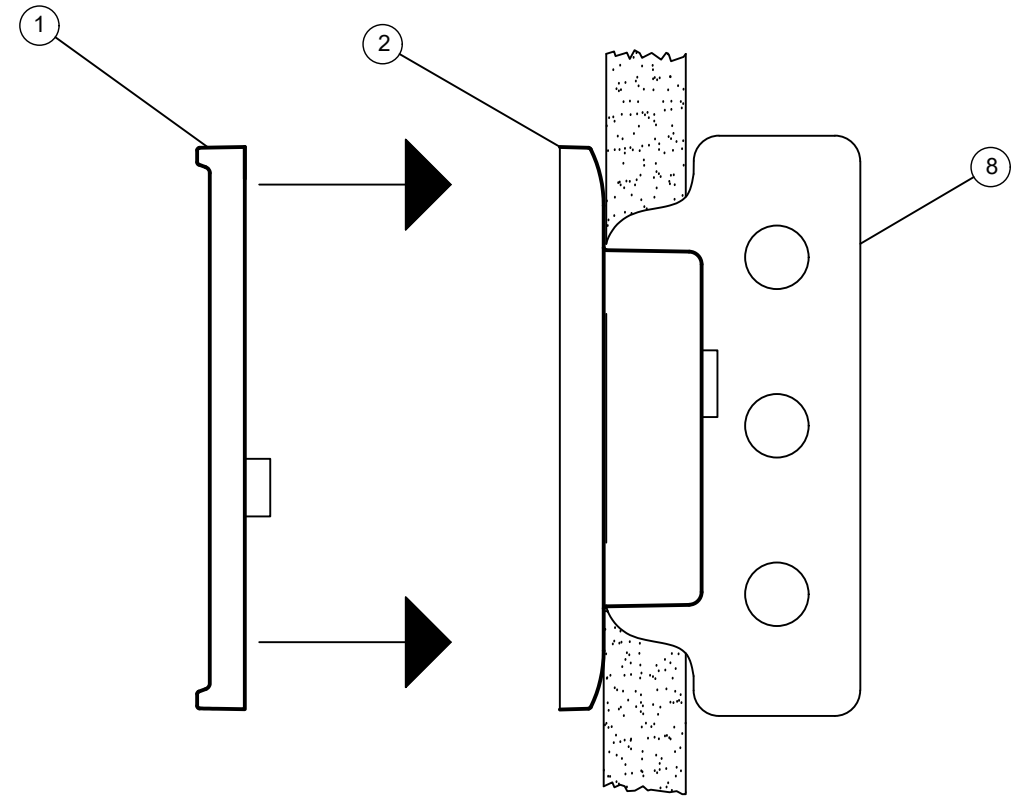


PAGE NOTES:

- ① FRONT BEZEL
- ② BACK MOUNTING PLATE
- ③ MOUNTING HOLES
- ④ END OF LINE (EOL) SWITCH (SEE NOTE 1)
- ⑤ TOUCH SCREEN DISPLAY
- ⑥ TOP OF DEVICE MOUNTING ORIENTATION
- ⑦ FACTORY RESET PINHOLE
- ⑧ STANDARD 1-GANG PLASTER RING MOUNTED ON 4" SQ. JUNCTION BOX (FBO) CUT-IN BOX NOT RECOMMENDED
- ⑨ PRIMARY BRANCH RJ45 CONNECTORS
- ⑩ PRIMARY BRANCH WIRING (CAT5 MINIMUM)

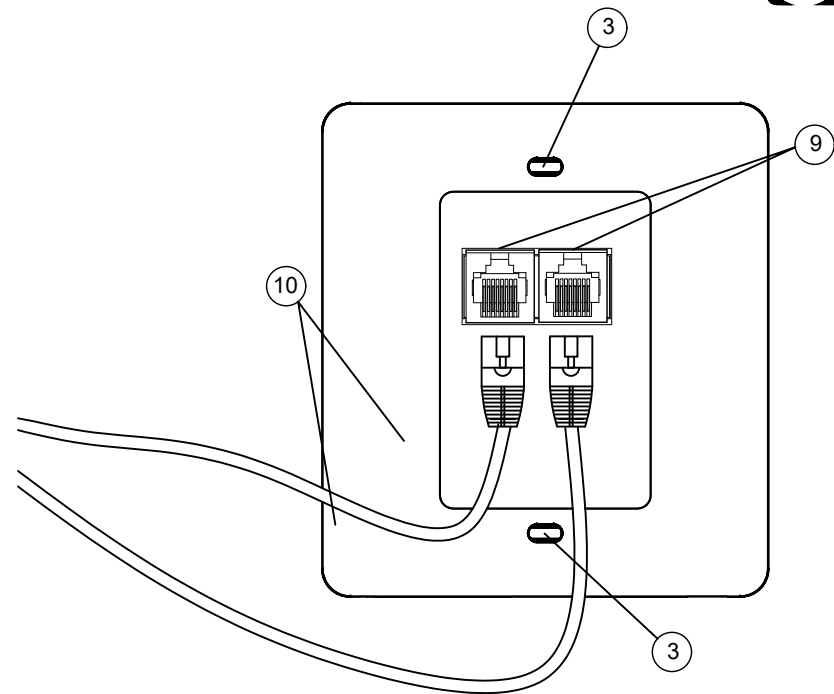


é WS-TS-C BACK PLATE
FRONT VIEW WITH FRONT COVER REMOVED



SIDE VIEW

é WS-TS-C ASSEMBLY
SCALE: N.T.S.



é CONNECTIVITY
BACK-VIEW CABLE CONNECTIONS.

PART#	WS-TS-C	
DESC.	COLOR WALL STATION	
DWG#	WS-TS-C (2 OF 2)	
DATE:	3/27/19	REV. 1
		DRAWING BY: BDM

www.touchecontrols.com
phone: 1-888-841-4356

Touché

LIGHTING CONTROL