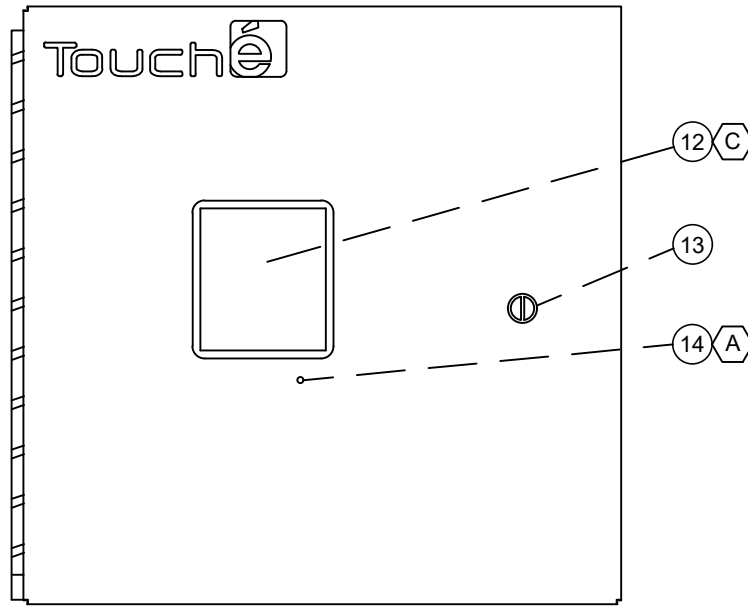
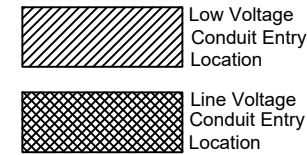
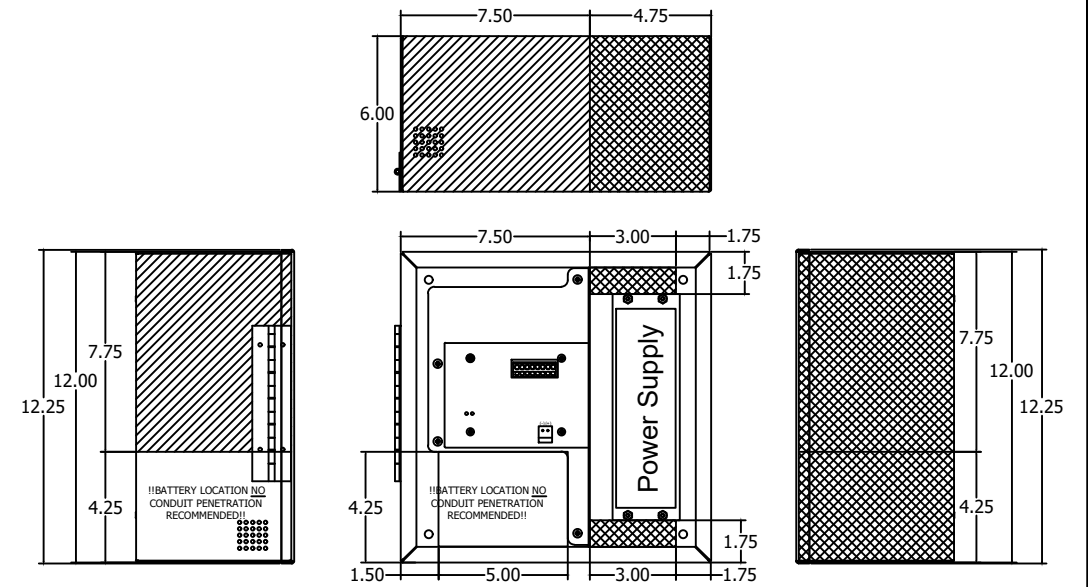


PAGE NOTES:

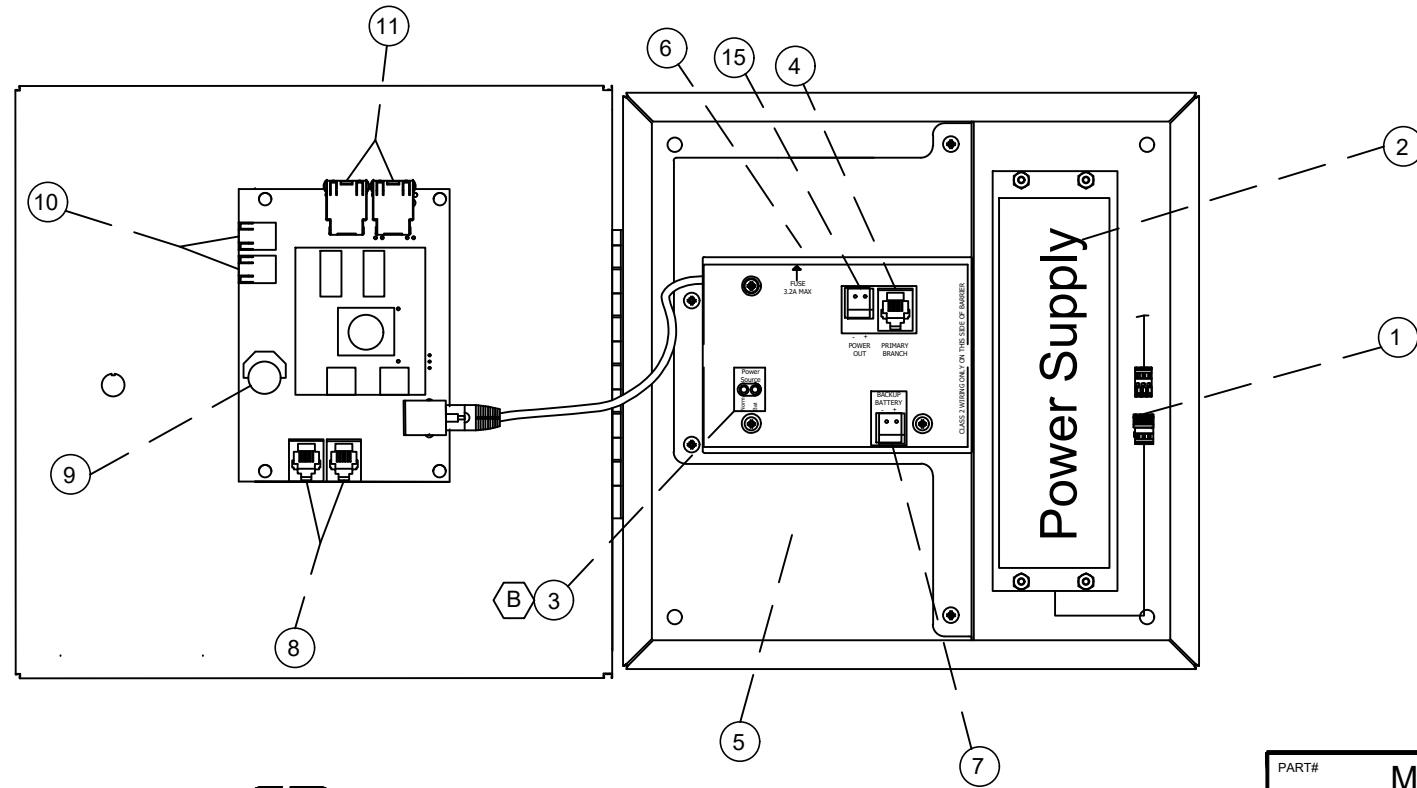
- ① 120 / 277 VAC POWER SUPPLY CONNECTOR
- ② 120/277 VAC TO 27 VDC CLASS II POWER SUPPLY
- ③ POWER SUPPLY INDACATORS
- ④ PRIMARY BRANCH TERMINAL
- ⑤ OPEN SPACE FOR BATTERY
- ⑥ MAIN FUSE (BRANCH)
- ⑦ BATTERY TERMINAL
- ⑧ RJ 45 PORTS (FUTURE)
- ⑨ TIME CLOCK BATTERY BACK UP
- ⑩ USB CONNECTIONS
- ⑪ ETHERNET (SWITCH)
- ⑫ TOUCH SCREEN DISPLAY
- ⑬ COIN TURN LATCH
- ⑭ PRIMARY BRANCH COMMUNICATION INDICATOR
- ⑮ 27 VDC CLASS II POWER OUT



FRONT OF MSTR-DVOLT INTERFACE
SCALE: NTS



MSTR-DVOLT INTERFACE DIMENSIONS
SCALE: NTS



INSIDE OF MSTR-DVOLT INTERFACE
SCALE: NTS

FUNCTION & INDICATION:

- Ⓐ PRIMARY COMM. STATUS INDICATOR (BLUE). (BLINKING OR SOLID = ACTIVE AND PRIMARY COMM. IS OK) (OFF = NO COMM.)
- Ⓑ SYSTEM CURRENTLY SOURCE BY NORMAL OL BATTERY AS INDICATED
- Ⓒ TOUCH SCREEN DISPLAY- TOUCH SCREEN INTERFACE

PART#	MSTR-DVOLT-S2	
DESC.	MASTER INTERFACE	
DWG#	1-MSTR-S2 (1 OF 2)	
DATE:	8/17/18	REV. 6
		DRAWING BY: BDM

www.touchecontrols.com
phone: 1-888-841-4356

Touché

LIGHTING CONTROL

