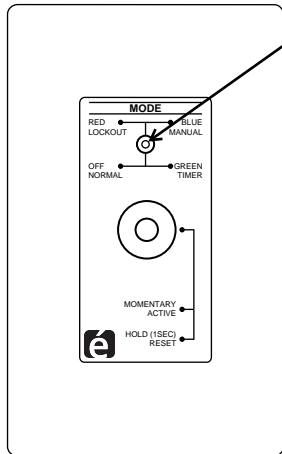


**LED INFORMATION**



SYMBOLS AS SHOWN  
ON SUBMITTAL AND  
CONSTRUCTION  
DOCUMENTS

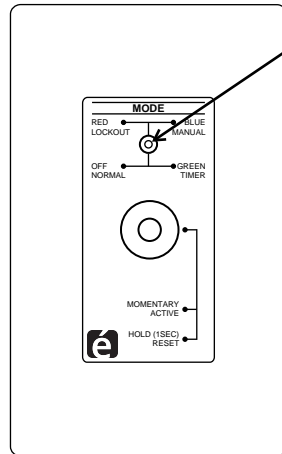


**FLASHING  
GREEN LED**

**COMMUNICATION ERROR**

**ISSUE - NO COMMUNICATION**

- **VERIFY CABLING TERMINATION COLOR CODING**

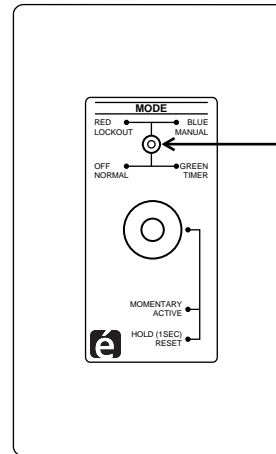


**BLINKING  
RED LED**

**PORT ERROR**

**ISSUE - PLUGGED INTO BRANCH  
PORT**

- **CONNECT TO SMARTNET**



**DEFAULT MODE IS LOCKOUT**

LED INDICATION		
LED COLOR	DESCRIPTION	INDICATION MEANING
● RED	RED	LOCKOUT MODE
● GREEN	GREEN	LOCKOUT TIMER MODE
● BLUE	BLUE	MANUAL MODE
	OFF	NORMAL OPERATION

**TIPS / NOTES**

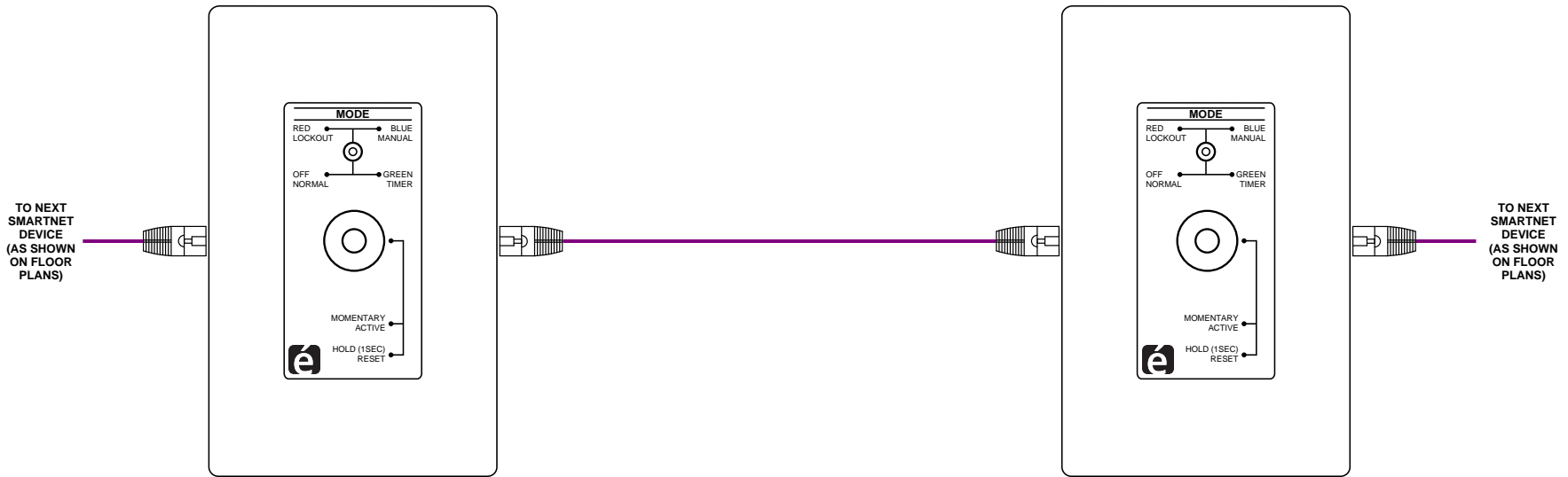
- **MINIMUM CAT 5 CABLE - ENSURE CABLES ARE PLUGGED INTO SMART PORTS OF ROOM MANAGERS, SMARTPACK PLUSSES, OR SMARTPACKS  
DO NOT CONNECT TO BRANCH PORTS**
- **MOUNT TO SINGLE GANG JUNCTION BOX OR 4 SQUARE BOX WITH SINGLE GANG MUD RING**

**SMART KEYED SWITCH**

**PART # SS-K**



SYMBOLS AS SHOWN  
 ON SUBMITTAL AND  
 CONSTRUCTION  
 DOCUMENTS



CABLE TYPES			
LINE ID	DESCRIPTION	TYPE	NOTES
	SMART	CAT 5 (MIN)	TOTAL SMARTNET LENGTH NOT TO EXCEED 400'